

STAR WARS

THE CLONE WARS™



WARNING

**CHOKING HAZARD—Small parts.
Not for children under 3 years.**

AGES 4+

94811/94804 Asst.

Some assembly required.

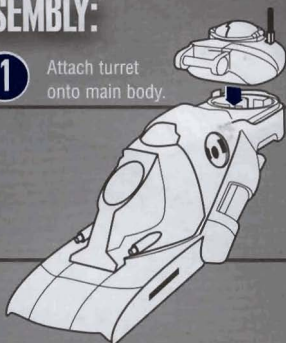
No tools needed.

Includes unassembled
vehicle and
instructions.

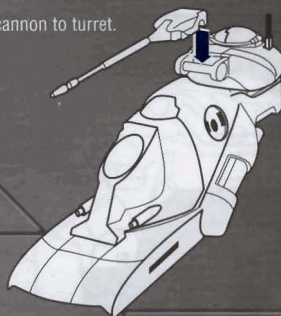
**TRADE FEDERATION
ARMORED ASSAULT TANK (TAT)™**

ASSEMBLY:

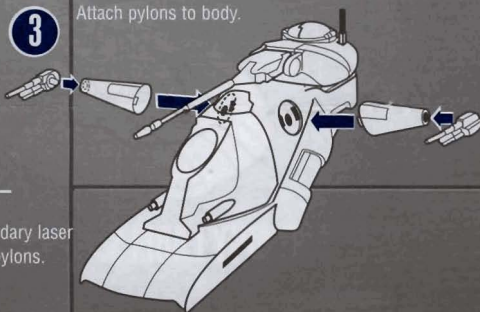
- 1** Attach turret onto main body.



- 2** Attach cannon to turret.

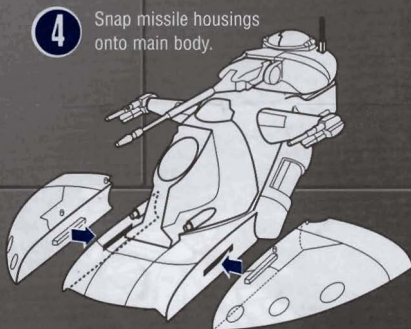


- 3** Attach pylons to body.



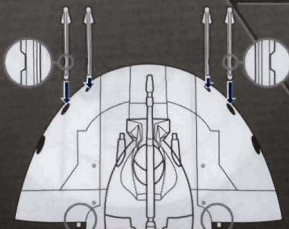
Attach secondary laser
cannons to pylons.

- 4** Snap missile housings
onto main body.



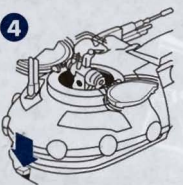
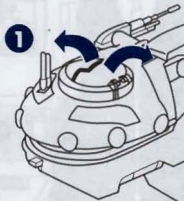
FEATURES:

Insert missiles into
launchers.

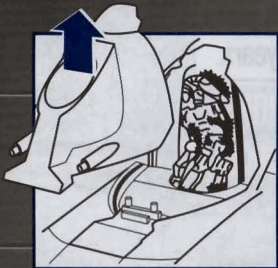


Press buttons to fire
missiles.

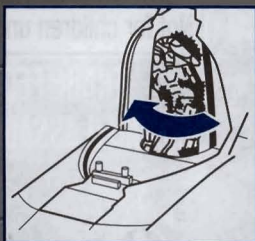
Open hatch and place figure (not included) inside.
Move lever up to make figure pop out of turret.



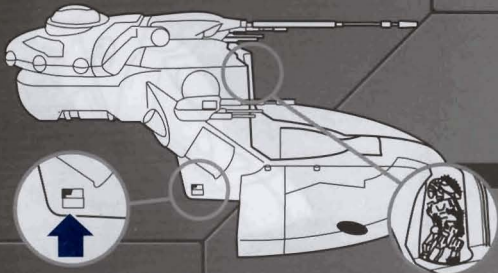
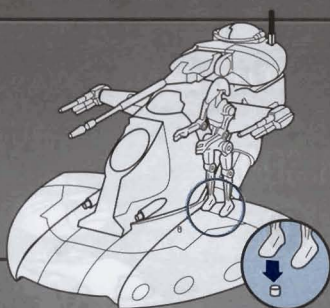
A battle droid (not included) fits underneath the removable canopy.



Turn panel to the side showing the undamaged battle droid.




The 4 pegs on the missile housings allow you to attach figures (not included) to the vehicle.




Press button to reveal damaged droid.

Turret can be rotated 360 degrees.

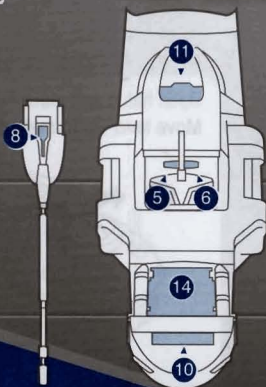


Elevate the primary laser cannon.

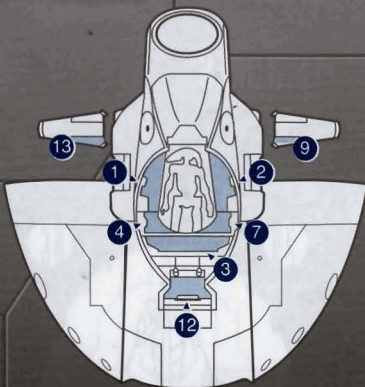
Adjust the secondary laser cannons.



PEEL AND APPLY LABELS:



BOTTOM



TOP

Product and colors may vary.
 © 2010 Lucasfilm Ltd. & © or TM where indicated.
 All rights reserved.
 ®* and/or TM* & © 2010 Hasbro. All Rights Reserved
 TM & © denote U.S. Trademarks.



Not suitable for children under 3 years because of small parts — choking hazard.

P/N 706350000

